



Candice Zhao, a previous student in the ART 2907 course, tries Oculus' headset goggles. A 2-D version of the immersive 3-D scene is shown on the screen behind her.

Visual Imaging in the Electronic Age

An Interdisciplinary Course Bridging Art, Architecture, Computer Science, and Engineering Offered in Fall 2019

The following is a brief description of some of the topics covered in the course, "Visual Imaging in the Electronic Age". The material is being presented since I have received so many questions regarding the content of this novel multidisciplinary course. I hope the short explanations help.

-Don Greenberg

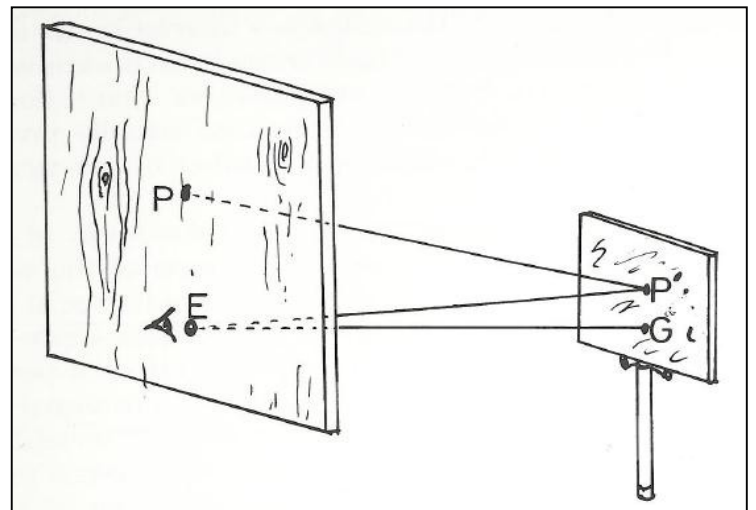
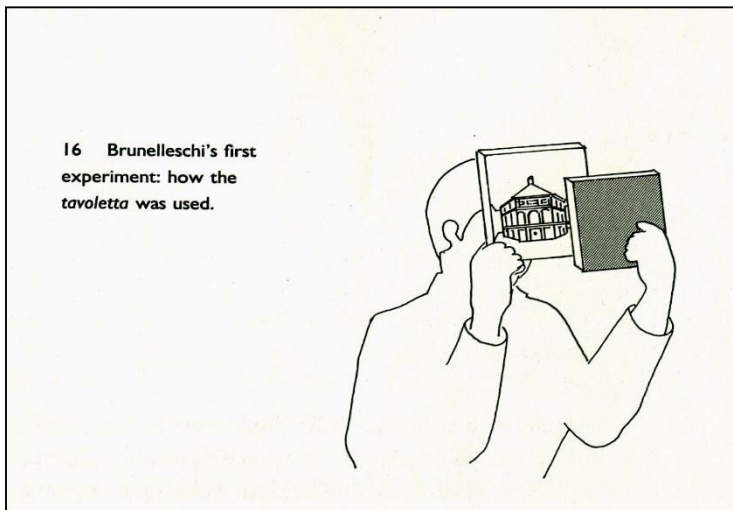


Professor Greenberg discussing the technology used for generating virtual reality images. In the background, is a student using the Oculus DK2 glasses and the images for each eye are shown on the large interactive display.

Each year, Professor Don Greenberg's interdisciplinary course, Visual Imaging in the Electronic Age, is updated and modified based on the radical impacts of an exponentially changing digital world. The incorporation of new and emerging technologies is one aspect of the course that explains both its popularity and longevity. For instance, in Fall 2017, roughly one hundred and thirty undergraduates across various schools enrolled in the course and not only experienced first-hand new virtual reality technology, but also built their own virtual reality environments for their final project. Of course, this opportunity is vastly different than the assignments used for the first rendition of the course, which was taught more than four decades ago!

However, VR technology is just one aspect of the concept and theory course, which covers a range of topics and disciplines related to visual imaging each year. The main goal of the course is to provide students from different colleges with a foundational knowledge of the concepts behind digital pictorial representation, image capture, and image display. Recently, the course has highlighted perspective representations, color perception, display technology, how television works, bandwidth and printing concepts, digital photography, computer graphics modeling and rendering, user interfaces and touch panel displays, and 2D, 3D and stereo animation. The latter part of the course has focused on future technologies including digital photorealism, and photographic, laser and infra-red 3D geometry capture.

Grounded in a historical understanding of these technological developments, the course begins with describing how Renaissance architects and artists were able to illustrate how to make perspective drawings which accurately represented three dimensional scenes. Of course, this capability can now be done by using modern computer graphics methods, but it is important to note that these early geometric projections and current computer graphics algorithms yield exactly the same perspective images. Thus, the first assignment includes drawing exercises as well as the mathematical concepts underlying today's digital computations.




"The Science of Art" (Chapter 1) by Martin Kemp.

Brunelleschi (among others in the Renaissance period) is credited with inventing the methods of linear perspective. Above are illustrations of Brunelleschi's peep-hole and mirror system and how he proved that his technology was valid. In the figures below a demonstration is shown on how he painted the famous Baptistry in Florence using this system and for comparison, an actual photograph of the Baptistry.





Below are two examples of student work submitted for the first portion of the first assignment on perspective drawing attempting to mimic Brunelleschi's experiments.



Following the segment above, describing the means for representing three dimensional geometries with two dimensional drawings, the course transitions to color science. This topic requires a knowledge of the physical behavior of light and color at all wavelengths. Although this can be accurately simulated, perhaps more important is the way the human visual system perceives color. This part of the course explores the limitations, not only of our perceptual system but of current display devices, ranging from computer screens to theater projection systems to inkjet printers and now to virtual reality. Various portions of this topic require deeper understandings of the human visual system, the physiology of our eyes, and how the brain interprets the information which is sent from our eyes through the optic nerve. Knowledge of the physiology and current neuroscience explanations has led to new multi-resolution foveal displays. This understanding of receptive fields also explains our perceptual responses, mastered by impressionists and the artist Josef Albers as shown below.

(article continued below)



Josef Albers, the famous Bauhaus painter, had many exhibits illustrating the behavior of the human visual color perception. In the images shown above, the two small squares in each painting are identical but look substantially different. This perceptual phenomena can be explained by examining the chromatic interactions of the receptive fields of the fovea.

Closely related to color science, the course then deals with the technology for omnipresent digital cameras, the limitations of printing technology, and how such new devices as the Lytro camera can extract three dimensional information. Today, an image taken by such devices as the Pixel 3 camera is no longer a two dimensional image, but has a third dimension (depth) which is necessary for the brain to correctly interpret being in a virtual space.

The course then segues to presenting new technologies for extracting geometric information. Many methods, exemplified by the sensors on Google's autonomous driving vehicles, are currently being used. These include sonar, radar, digital photography, and time-of-flight (Tof) devices, all of which extract depth information. We explain how infra-red and laser scanning devices work, and we demonstrate how to extract 3D geometries from multiple photographs.


New cameras such as the Lytro Illum 40 camera, pictured below, can capture the three-dimensional information in one “shot”. Multiple camera rigs are now being developed to create 360 degree panoramas, but more frequently software using multiple photographs is now being used to recreate the geometry.



The most recent Lytro camera, pictured above, can capture sufficient information, so that all items in the “photograph” can be put into focus. Instead of “Point, Focus, Shoot”, this capability changes the photography paradigm to “Point, Shoot, and Focus” later.

But to see this voluminous data, we must have adequate means for display. Resolution must be sufficiently high to allow accurate human interpretation. Images must be displayed fast enough to allow us to perceive motion. And images can no longer be considered just a representation on a two dimensional surface. Can liquid crystals (LCD’s) twist fast enough? Will future OLED (Organic Light Emitting Displays) be sufficient? When can we use quantum dots? Since we are migrating to a 3D imaging world with stereo movies and virtual and augmented reality, what technology is necessary? We need to simulate all of the monoscopic and stereoscopic depth cues that our brains expect, including the “blur” (lack of focus) when an object is not at the focus depth and the image is displayed on a flat 2D electronic surface. The algorithms involved, and the new display technology required will be demonstrated in the laboratory.

Currently, The Program of Computer Graphics classroom uses three Microsoft Surface large screen high resolution interactive touch panel displays for teaching and interactive presentations. Designs and simulations can be controlled by touch, pen, or gestural interfaces.



*Former teaching assistant and M.S. of Architecture student
Nicholas Cassab-Gheta draws on the 80" Microsoft Surface*

Each year, an increasing amount of pictorial content, be it video on cellphones, digital television, or theater entertainment, is being created electronically. Physically-based rendering algorithms which are now almost perceptually indistinguishable from real-world scenes are frequently used in animation or combined with real live photography. An entire field of computer graphics has evolved over the past four decades to not only correctly model the physics, but to display the images fast enough to enable the beginnings of virtual reality. However, because of the high foveal resolution required and the insufficient bandwidth available, this constraint is now leading to multi resolution displays.

Understanding these popular technologies will be important for the future generation, not only for entertainment or virtual and augmented reality, but the techniques will most likely be involved in new communication modes with shared experiences in virtual and augmented reality in the future. For better or for worse, images are replacing or augmenting words. As voice replaced the telegram, and Skype and video is starting to replace voice-only, so will the future means of communication replace our current methods. Unfortunately, this also leads to fake images and new concerns about ethics, false information and who is responsible needs to be addressed.


The final project of the course when it was last taught in 2017 was dedicated to providing students with the opportunity to explore these new technologies. Projects were assigned in groups to create a model and insert it into a virtual environment. Students were asked to design a virtual pavilion to be placed at the center of Cornell's Arts Quadrangle. In addition, the pavilion needed to house artifacts, which the students designed or chose from 3d online repositories. The assignments allowed students to explore and master skills in geometry and texturing on all of the visible surfaces in their virtual environment. Below are some pictures illustrating some of the previous group submissions. The entire class was able to put on Oculus goggles and see all submissions.



Teaching assistant, Computer Science student Kenneth Lim engages students in how virtual reality algorithms work during one of the interactive laboratory sessions.



Below: The final projects were submitted during the last week of the semester. All students in the class were able to see the designs displayed on the large touch panel displays in the laboratory (above), although they could not get the same experience of “presence” that the user of the virtual reality glasses would have when wearing the VR glasses.



Virtual Pavilion. Hallie Black and Ainslie Cullen.



Virtual Pavilion. Cole Norgaarden, Kevin Beaulieu, and Rachel DiPirro.

In order to explain all of these topics, which cannot easily be done in a lecture format, each of the above segments requires hands-on interactive laboratory experiments for both demonstration and comprehension. For this reason, in the fall semester of 2019, there will be approximately eight laboratory sessions at the Program of Computer Graphics to illustrate the technologies. One of these may be specifically dedicated towards mathematical explanations for more advanced engineering and computer science students.

Cornell's Program of Computer Graphics has had a long history in developing physically-based global illumination rendering algorithms, both for realistic simulations and animation. Starting with early work at Hanna-Barbera in the 1970s, and culminating in recent SIGGRAPH papers, we have been successful in this specific area for more than four decades. Former students founded Pixar, have won 13 Hollywood technical Oscars, and now teach computer graphics at many computer science departments including Cornell.

Recently, the Program of Computer Graphics at Cornell has been fortunate enough to procure funding and the newest VR technologies, giving undergraduate students the opportunity to engage with cutting edge developments in the nascent field. The research has been supported by major companies in the field, including Microsoft, Valve, Nvidia, Oculus, Pixar and Autodesk. This support has allowed students to get first-hand and hands-on experience in state-of-the-art technologies during class and lab sessions. To accomplish the segments describe above requires knowledge in many different fields, and thus the rationale for this interdisciplinary course. Although in the short and limited time of one semester it is not possible to present all of this material in depth, the course will give undergraduate students the knowledge of what might be available in many different departments and colleges at Cornell. Thus, one of the purposes of this course is to introduce all of the relevant topics so that one might choose specific majors or minors for continuing study.

Pre-enrollment for the course will take place in mid-April (see the Cornell registrar for dates based on class year). The lectures will be held on Tuesdays and Thursdays from 11:15 am – 12:05 pm, with one recitation per week at least every other week. Recitations will be given at different times on Tuesday and Thursday afternoons plus one currently unscheduled section. Attendance is mandatory. The one-hour lab sessions will be augmented by experiments and demonstrations at the laboratory of the Program of Computer Graphics. There are no exams. Note that enrollment is somewhat limited by the seating capacity of the lecture hall, and thus students may not drop the course after the first week of classes so that the maximum number of students on the waiting list may enroll.

Interested students should look for ART 2907, ARCH 3702, CS 1620, and ENGRI 1620 to pre-enroll.